

# HONDA CRF1100L AFRICA TWIN '20-'23

## M O U N T I N G I N S T R U C T I O N S

REF 21396

TOURING SCREEN



1 Person



20 min



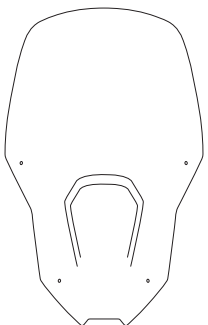
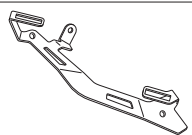
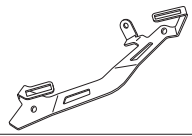







EASY



ALLEN

Nº 3  
Nº 5



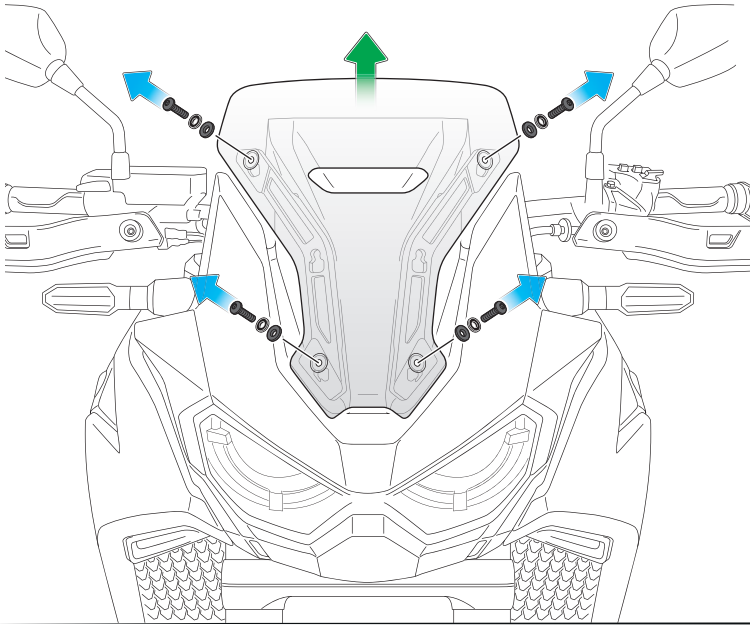
ID	PIEZA/PART	DESCRIPCIÓN	DESCRIPTION	QTY	REF
1		Cúpula TOURING	TOURING screen	1	21395W/H/N/FM3
2		Soporte izquierdo	Left support	1	SOPOR2P9-L-3818
3		Soporte derecho	Right support	1	SOPOR2P9-R-3818
4		Tuerca enjaulada de aluminio M5 (se suministra montada)	M5 Lock nut (supplied munted)	4	TUERCAJFM5-408
5		Casquillo Ø8,5x Ø13x 9	Ø8,5x Ø13x 9 spacer	2	CASQUI-----777
6		Tornillo Allen M5x20 Ø11 ISO 7380	M5x20 Ø11 ISO 7380 Allen screw	2	TORNI-I7380-730
7		Tornillo Allen M5x16 Ø11 ISO 7380	M5x16 Ø11 ISO 7380 Allen screw	8	TORNI-I7380-493
8		Tapón tornillo M5 ISO 7380	M5 ISO 7380 screw cap	10	TAPON-----85
9		Silentblock Ø9 xØ6 x8mm	Ø9 xØ6 x8mm silentblock	4	AROPASACABLES-3
10		Casquillo con valona Ø12xØ6,8x7,3	Ø12xØ6,8x7,3 Bush with flange	4	CASQUI-1A---750

# HONDA CRF1100L AFRICA TWIN '20-'23

INSTRUCCIONES DE MONTAJE - MOUNTING INSTRUCTIONS - MONTAGEANLEITUNG

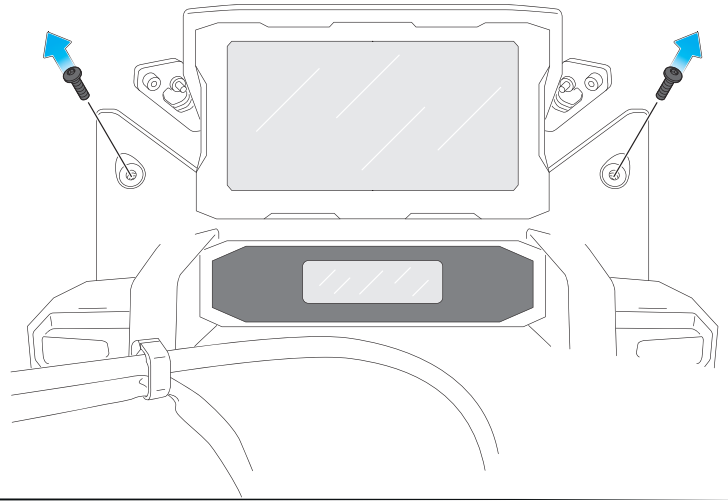
**1**

**DISASSEMBLY**  
**DESMONTAJE**



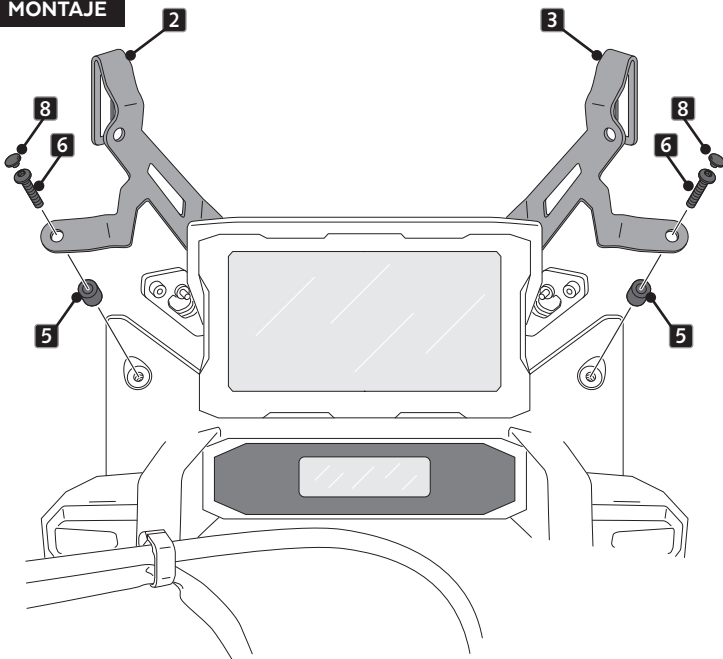
**2**

**DISASSEMBLY**  
**DESMONTAJE**



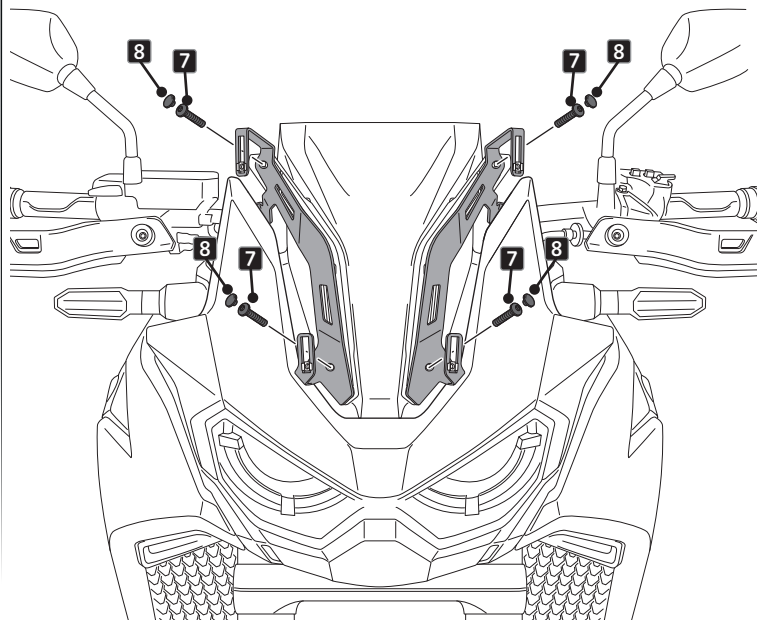
**3**

**ASSEMBLY**  
**MONTAJE**



**4**

**ASSEMBLY**  
**MONTAJE**

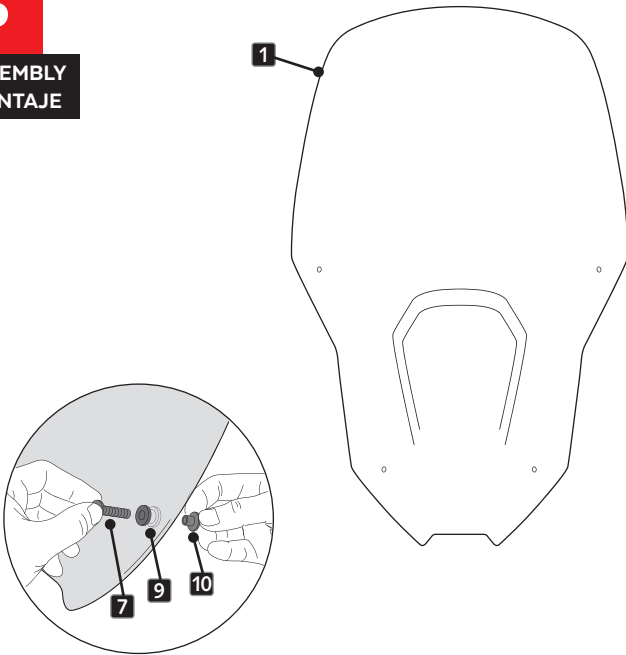


# HONDA CRF1100L AFRICA TWIN '20-'23

INSTRUCCIONES DE MONTAJE - MOUNTING INSTRUCTIONS - MONTAGEANLEITUNG

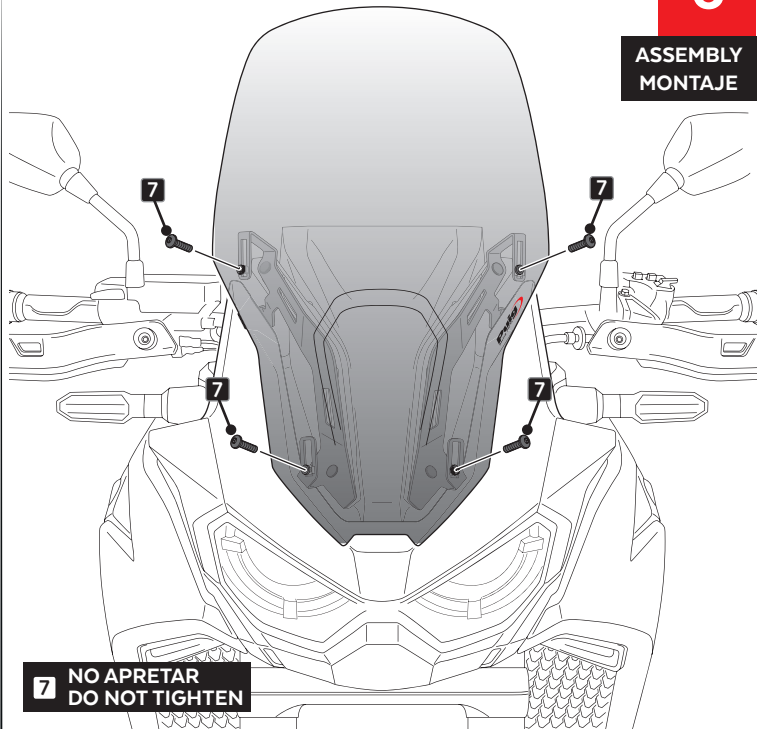
**5**

ASSEMBLY  
MONTAJE



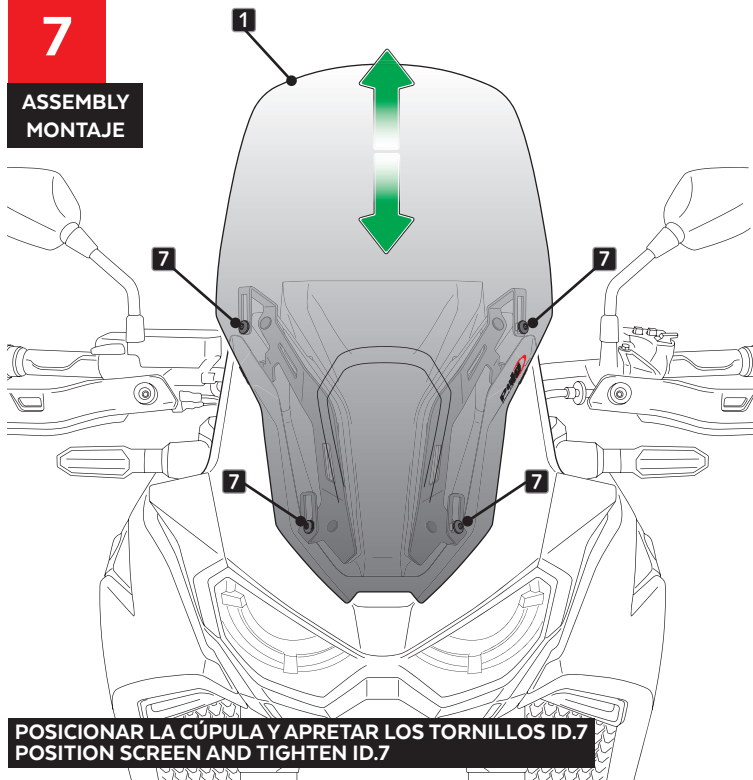
**6**

ASSEMBLY  
MONTAJE



**7**

ASSEMBLY  
MONTAJE



**8**

ASSEMBLY  
MONTAJE

